

2505 Carmel Ave - Brewster Square

★★★★★

Brewster Square
Storefront Retail/Office (Strip Center) - Brewster Submarket
Brewster, NY 10509

27,600
SF GLA

4
AC Lot

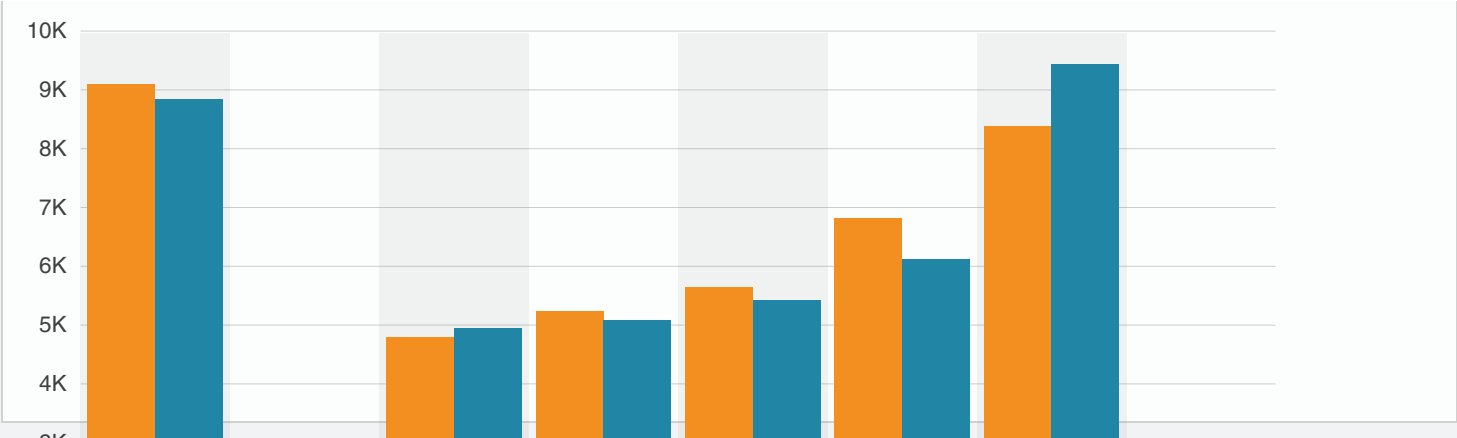
1985
Built

1,100 - 10,700
Available SF


7,200
Max Contig SF

\$23 - 28
CoStar Est. Retail Rent

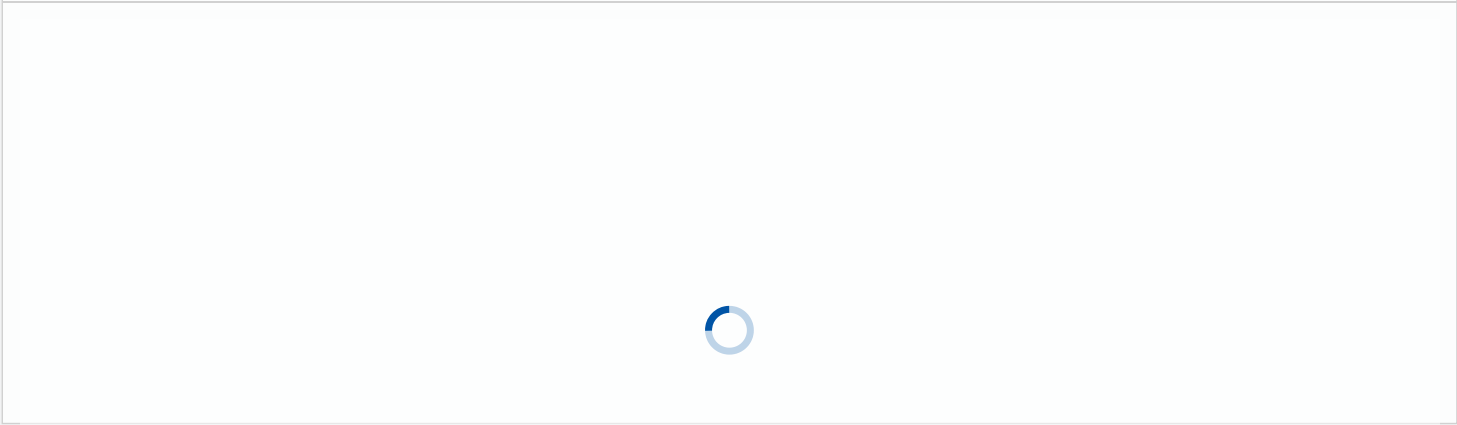
Summary	Population	Housing	Daytime Employment	Consumer Spending	Traffic	⌵	Currency: USD (\$)	Radius	3 miles, 5 miles, 10 miles	⌵
Population										
								3 miles	5 miles	10 miles
2020 Population								17,756	43,842	205,139
2024 Population								17,687	43,904	202,163
2029 Population Projection								17,732	43,954	201,217
Annual Growth 2020-2024								-0.1%	0%	-0.4%
Annual Growth 2024-2029								0.1%	0%	-0.1%
Median Age								44.9	45.5	43.9
Bachelor's Degree or Higher								37%	41%	43%
U.S. Armed Forces								0	0	15
Population By Race										
								3 miles	5 miles	10 miles
White								12,054	32,171	139,550
Black								583	1,327	8,023
American Indian/Alaskan Native								35	64	590
Asian								541	1,244	7,739
Hawaiian & Pacific Islander								5	14	74
Two or More Races								4,470	9,084	46,187
Hispanic Origin								4,569	9,044	42,618
Housing										
								3 miles	5 miles	10 miles
Median Home Value								\$391,249	\$410,641	\$432,546
Median Year Built								1977	1973	1971
Households										
								3 miles	5 miles	10 miles
2020 Households								6,738	16,237	74,355
2024 Households								6,720	16,262	73,039
2029 Household Projection								6,740	16,279	72,651
Annual Growth 2020-2024								0.3%	0.3%	-0.1%
Annual Growth 2024-2029								0.1%	0%	-0.1%
Owner Occupied Households								4,963	12,821	54,503
Renter Occupied Households								1,777	3,458	18,148
Avg Household Size								2.6	2.6	2.6



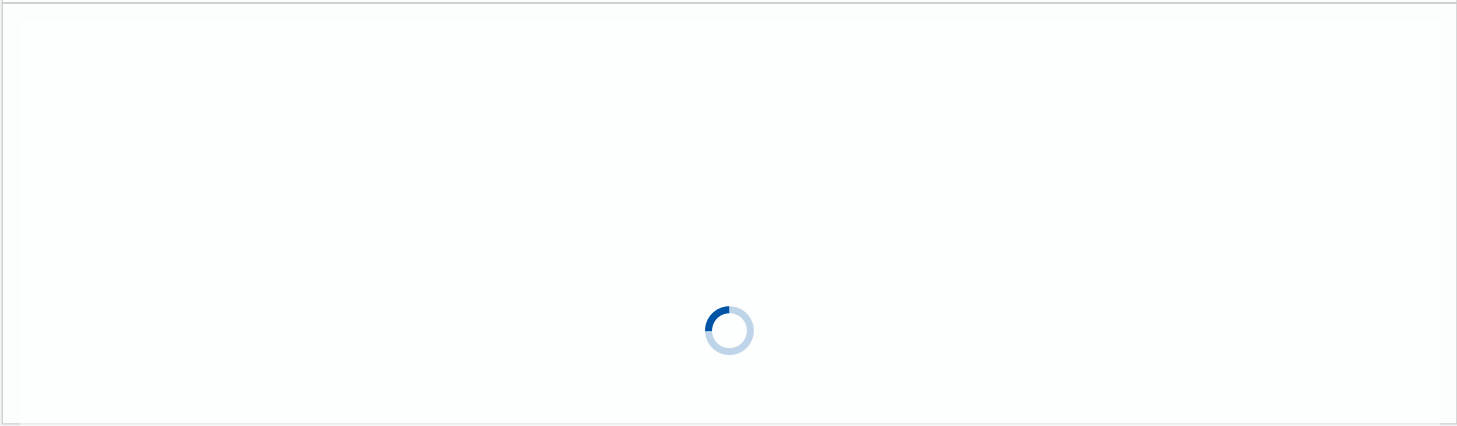
Population By Race



Population By Race & Hispanic Origin



Educational Attainment



Households



Household Size



Household Income



Household Income By Age



Housing Occupancy



Home Values



Homes By Year Built




Housing Type



Population Travel To Work



Daytime Employment



Consumer Spending



Per Capita & Avg Household Spending



Consumer Spending Details

2024 2029

Traffic